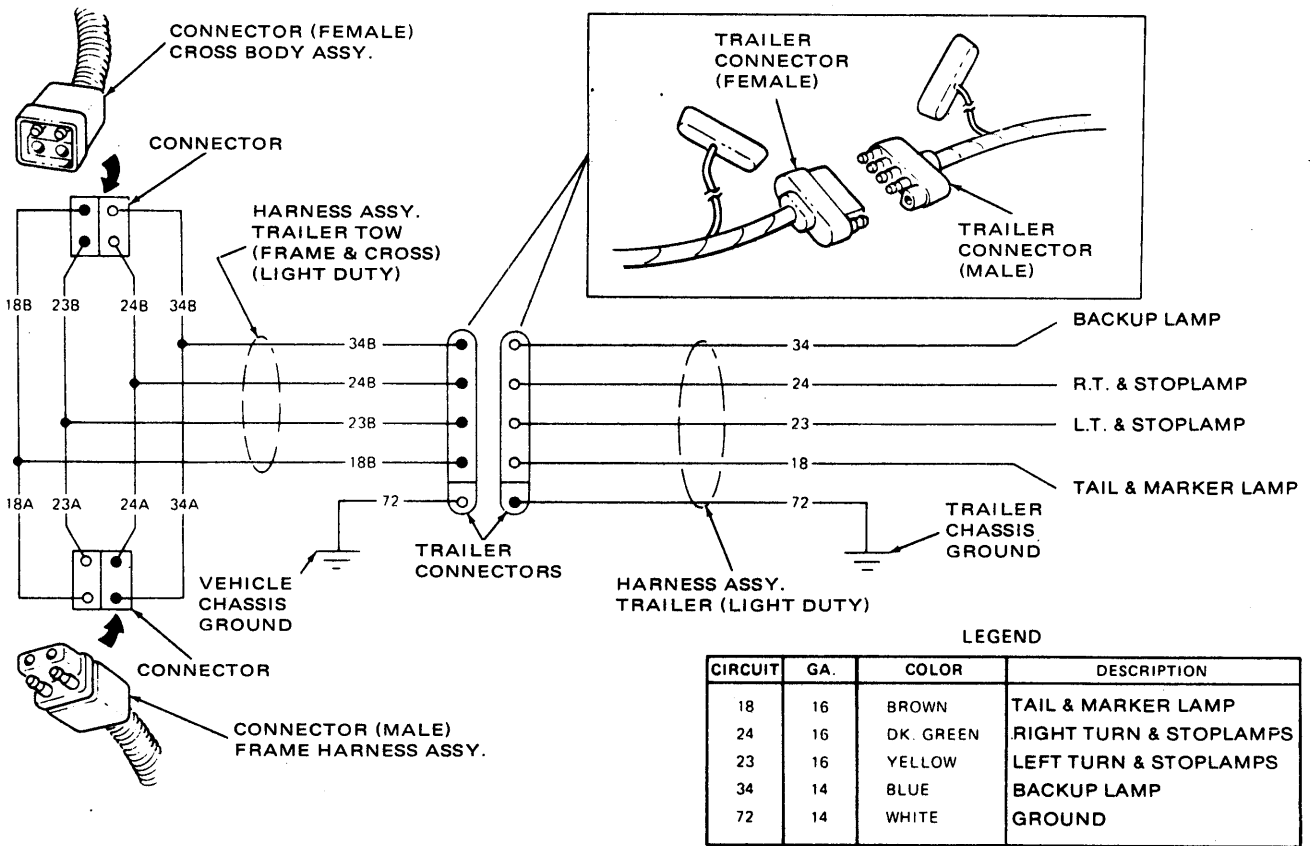


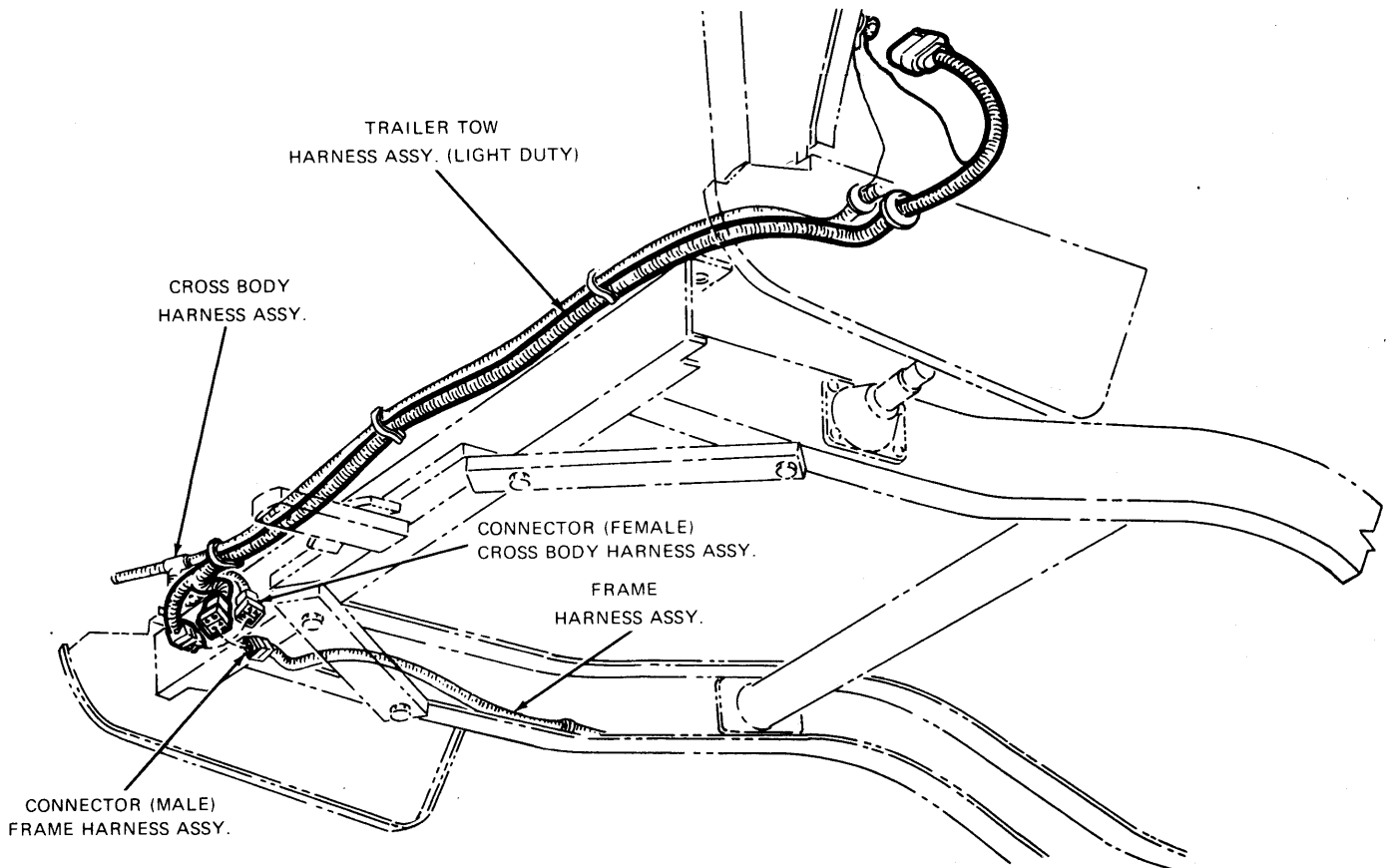
WIRING DIAGRAMS

Accessories.....	Page 22-9
Cherokee—Wagoneer—Truck.....	Page 22-7
CJ Models.....	Page 22-5
Heavy-Duty Trailer Diagram.....	Page 22-2

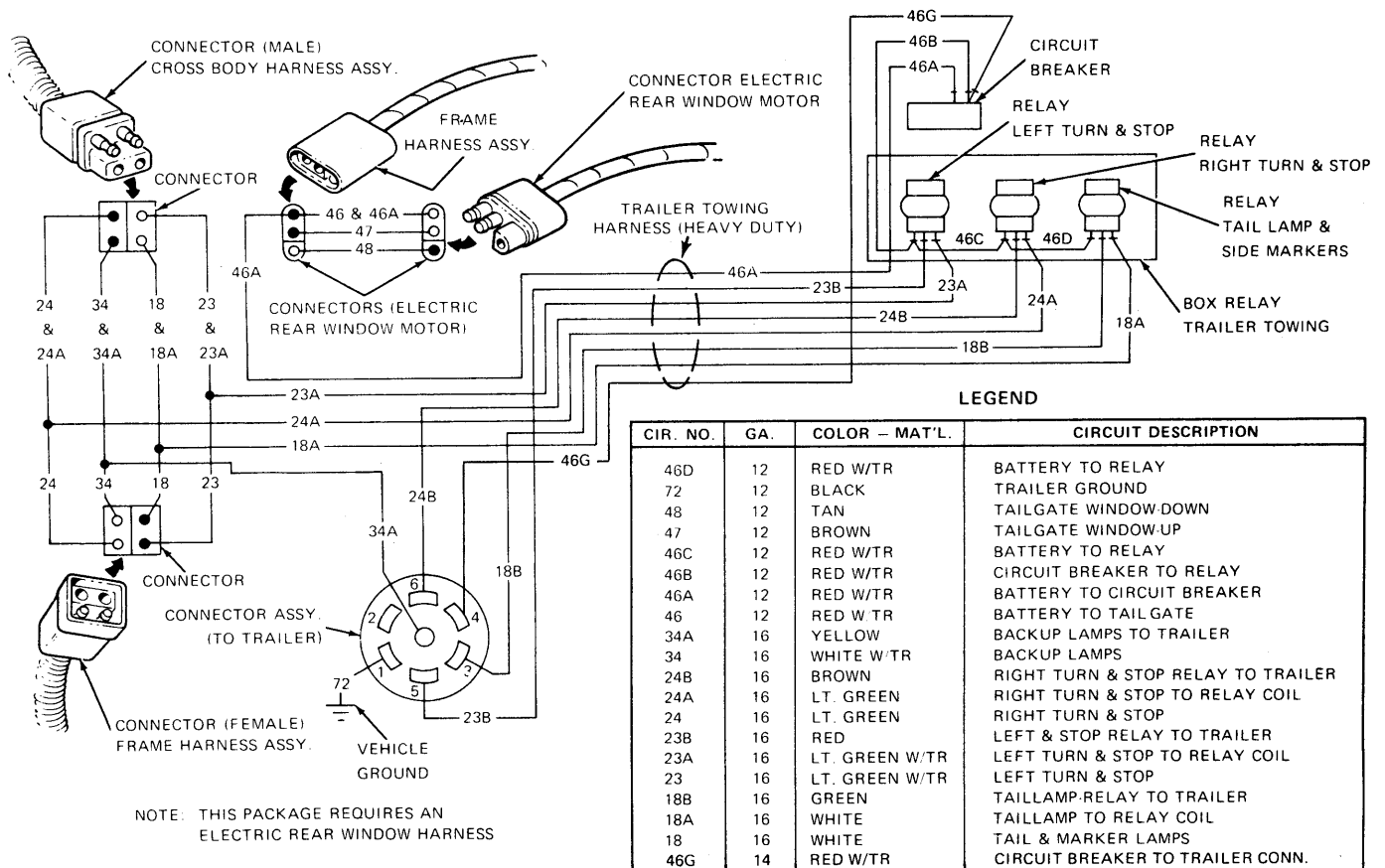
Heavy-Duty Trailer Installation.....	Page 22-3
Light-Duty Trailer Diagram.....	Page 22-1
Light-Duty Trailer Installation.....	Page 22-2



LIGHT-DUTY TRAILER TOWING PACKAGE, CLASS 1 AND 2 WIRING DIAGRAM

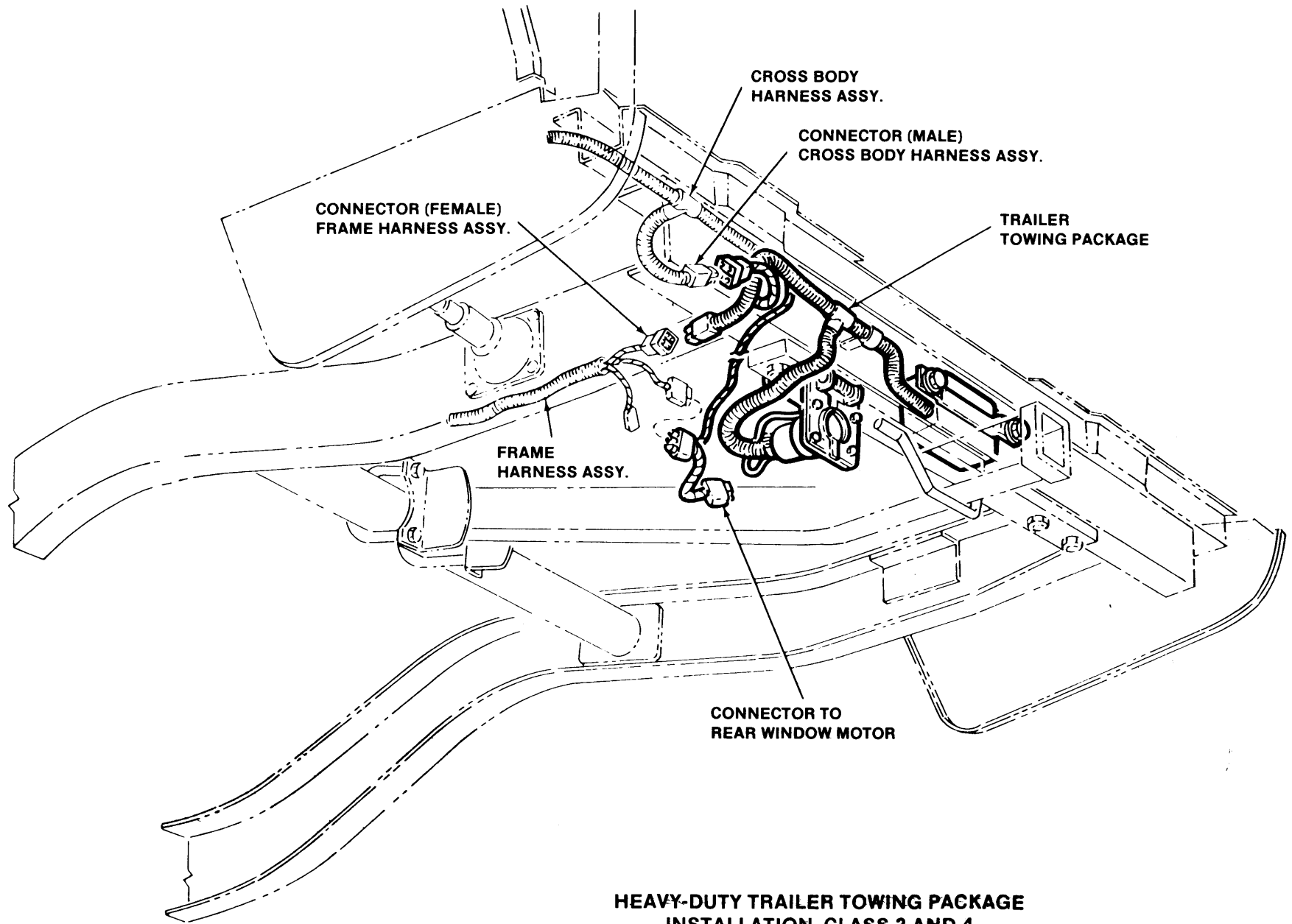


LIGHT-DUTY TRAILER TOWING PACKAGE INSTALLATION, CLASS 1 AND 2



NOTE: THIS PACKAGE REQUIRES AN ELECTRIC REAR WINDOW HARNESS

HEAVY-DUTY TRAILER TOWING PACKAGE, CLASS 3 AND 4 WIRING DIAGRAM



**HEAVY-DUTY TRAILER TOWING PACKAGE
INSTALLATION, CLASS 3 AND 4**

COMPONENT GRID LOCATOR — CJ MODELS

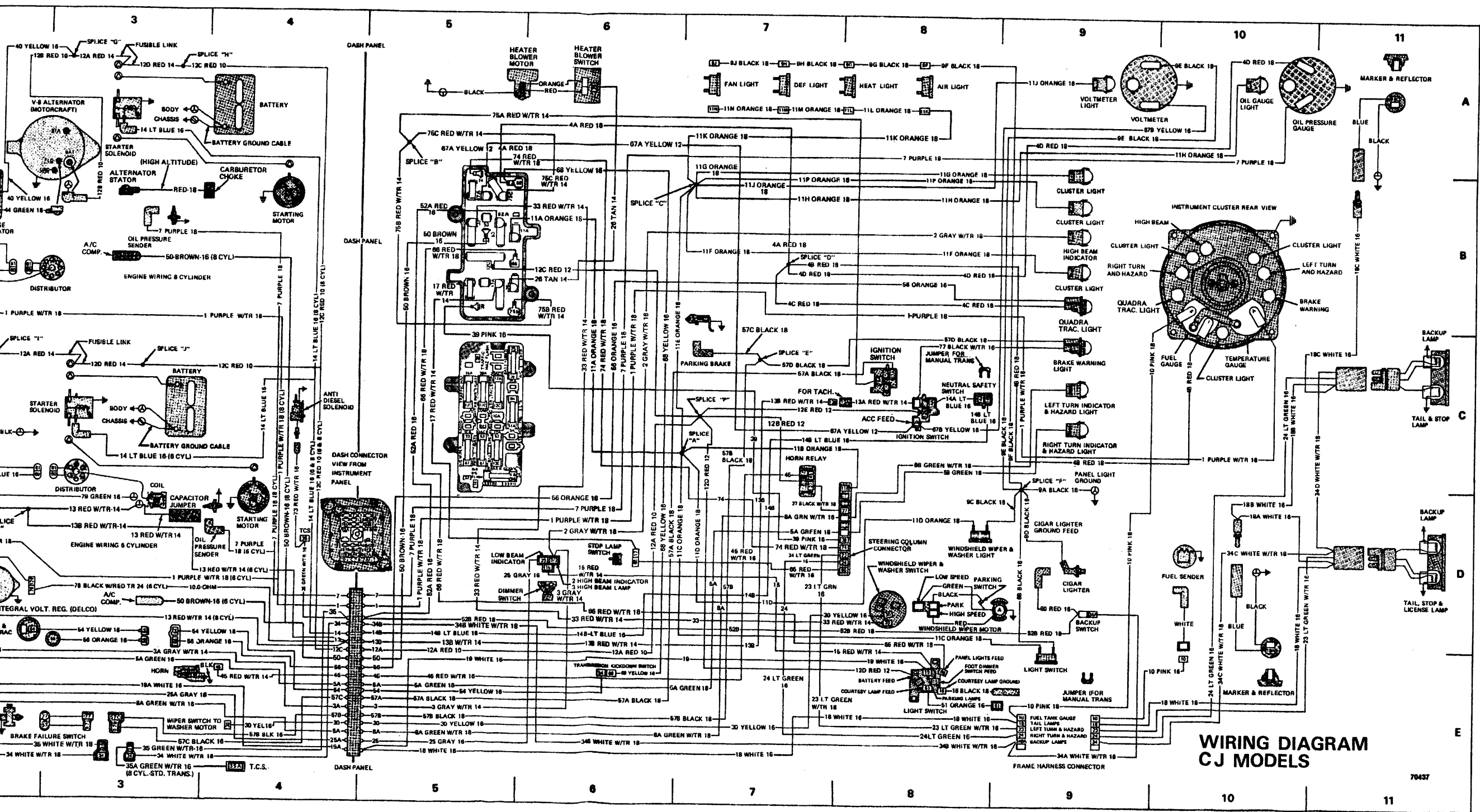
NOMENCLATURE	LOCATION
Alternator, V-8 (Motorcraft)	A-2
Alternator/Regulator (Delco), 6 Cylinder	D-2
Anti-Diesel Solenoid	C-4
Backup Lamp, Left Rear	D-11
Backup Lamp, Right Rear	C-11
Backup Lamp Switch, Man. Trans.	E-2
Backup Lamp Switch, Auto. Trans.	D-9
Battery, 6 Cylinder	C-3
Battery, V-8	A-4
Brake Failure Switch	E-3
Brake Warning Light	C-9
Cigar Lighter	D-9
Coil, 6 Cylinder	D-3
Coil, V-8	B-2
Dimmer Switch	D-6
Directional Signal Switch	D-8
Distributor, 6 Cylinder	D-3
Distributor, V-8	B-2
Electronic Ignition Pack, 6 Cylinder	C-2
Electronic Ignition Pack, V-8	A-2
Fuel Gauge	B-10
Fuel Sender	D-10
Fuel Sender Connector	E-10
Frame Harness Connector	E-9
Fuse Panel	C-5 & C-6
Fusible Link, Ignition Circuit, 6 Cylinder	C-3
Fusible Link, Ignition Circuit, V-8	A-3
Headlamp, Left	D-1
Headlamp, Right	B-1
Headlamp Ground, Left	D-1
Headlamp Ground, Right	B-1
Heater Blower Motor	A-5
Heater Blower Switch	A-6
Heater Control Lights	A-7 & A-8
High Beam Indicator	B-9
Horn	E-3
Horn Relay	C-7
Ignition Switch	C-8
Instrument Cluster	B-10
Instrument Cluster Lights	B-9
Instrument Panel Lights Ground	C-9
Kickdown and Quadra-Trac Switch Connector	E-2 & E-3
Light Switch	E-8
Light Switch Light	E-9
Marker & Reflector, Left Front	E-1

NOMENCLATURE	LOCATION
Marker & Reflector, Left Rear	E-10
Marker & Reflector, Right Front	A-1
Marker & Reflector, Right Rear	A-11
Oil Pressure Gauge	A-10
Oil Pressure Gauge Light	A-10
Oil Pressure Sender, 6 Cylinder	D-4
Oil Pressure Sender, V-8	B-3
Park & Signal Lamp, Left Front	D-1
Park & Signal Lamp, Right Front	A-1
Resistance Wire, 6 Cylinder	D-3
Splice "A"	C-6
Splice "B"	C-6
Splice "C"	B-7
Splice "D"	B-7
Splice "E"	C-7
Splice "F"	C-9
Splice "G"	A-3
Splice "H"	A-3
Splice "I"	C-2
Splice "J"	C-3
Splice "K"	C-1
Splice "L"	E-1
Splice "M"	E-1
Splice "N"	A-1
Splice "O"	A-1
Splice "P"	C-7
Splice "R"	D-3
Starter Solenoid	A-3 & C-3
Starting Motor	B-4 & D-4
Steering Column Connector	D-8
Stoptlamp Switch	D-6
Tail, Stop & License Lamp, Left Rear	D-11
Tail & Stop Lamp, Right Rear	C-11
TCS System Connector	D-4
Temperature Gauge	B-10
Temperature Sender, 6 Cylinder	D-2
Temperature Sender, V-8	B-2
Turn Indicator & Hazard, Left	C-9
Turn Indicator & Hazard, Right	C-9
Voltage Regulator Connector, V-8	B-2
Voltmeter	A-9
Voltmeter Light	A-9
Windshield Wiper Motor	D-8
Windshield Wiper & Washer Switch	D-8
Windshield Wiper & Washer Switch Light	D-8

**WIRING DIAGRAM
CJ MODELS**

COMPONENT GRID LOCATOR – CHEROKEE – WAGONEER – TRUCK

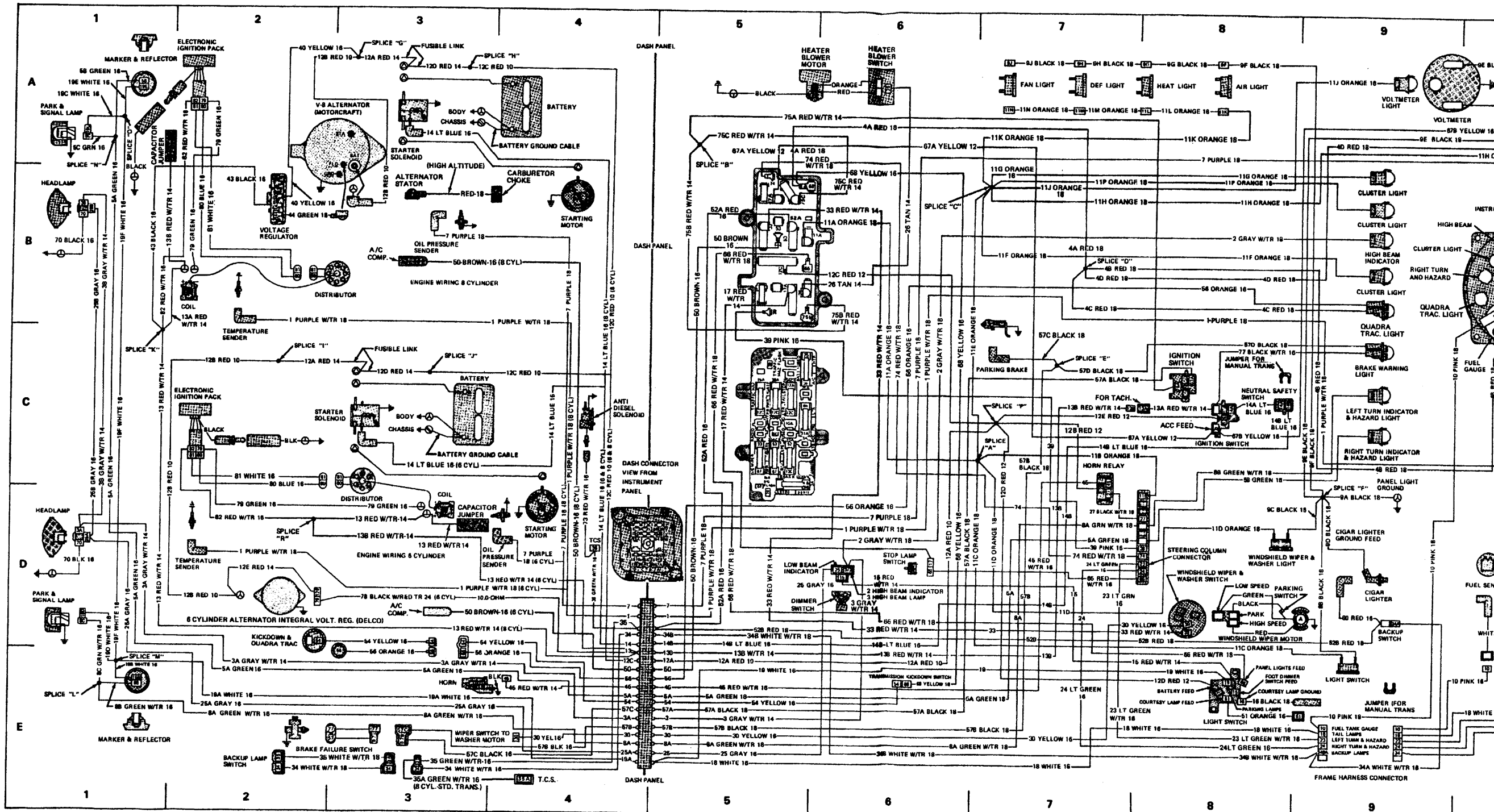
NOMENCLATURE	LOCATION	NOMENCLATURE	LOCATION
Air Conditioner Compressor, 6 Cylinder	C-3	Marker & Reflector	
Air Conditioner Compressor, V-8	B-3	Lamp, Left Rear (16 & 17)	D-11
Alternator, V-8 (Motorcraft)	B-3	Marker & Reflector, Lamp, Right Front	A-2
Alternator/Regulator, 6 Cylinder (Delco)	C-2	Marker & Reflector	
Ammeter	B-7	Lamp, Right Rear (16 & 17)	B-11
Auxillary Harness Connector	E-7	Marker & Reflector	
Back-up Lamp, Left Rear (25, 45 & 46)	C-10	Lamp, Right Rear (25, 45 & 46)	B-10
Back-up Lamp, Left Rear (14 & 15)	D-11	Neutral Safety Switch	B-6
Back-up Lamp, Right Rear (25, 45 & 46)	B-10	Oil Gauge	B-7
Back-up Lamp, Right Rear (14 & 15)	A-11	Oil Pressure Sender, 6 Cylinder	C-3
Back-up Switch, 6 Cylinder	B-6	Oil Pressure Sender Unit, V-8	B-3
Back-up Light Switch, V-8	D-10	Parking Brake Warning Switch	D-8
Battery, 6 Cylinder	C-2	Park & Signal Lamp, Left Front (14 & 15)	D-1
Battery, V-8	A-2	Park & Signal Lamp,	
Body Ground	C-1	Left Front (16, 17, 25, 45 & 46)	E-1
Brake Warning Light	E-8	Park & Signal Lamp, Right Front (14 & 15)	B-1
Carburetor Solenoid	B-2	Park & Signal Lamp,	
Cigar Lighter	A-6	Right Front (16, 17, 25, 45 & 46)	A-1
Cluster Connection	B-6	Radio Noise Suppressor	B-7
Coil, 6 Cylinder	C-2	Resistor Assembly	D-3
Coil, V-8	B-2	Splice "A"	C-6
Courtesy Lamp, Left Side (14, 15, 16 & 17)	C-8	Splice "B"	C-7
Courtesy Lamp, Right Side (14, 15, 16 & 17)	A-8	Splice "C"	B-5
Dash Connector	D-4	Splice "D"	B-7
Defogger & Heater Ground	D-7	Splice "F"	A-2
Dimmer Switch	D-6	Splice "G"	E-2
Distributor, 6 Cylinder	C-3	Splice "H"	D-2
Distributor, V-8	B-3	Splice "I"	B-2
Dome & Courtesy Lamp Feed	C-9	Splice "J"	C-3
Dome & Courtesy Lamp Ground	C-9	Splice "K"	A-3
Dome Lamp (14, 15, 16 & 17)	C-9	Splice "L"	C-2
Door Switch, Left Side (2 Door 16 & 17)		Splice "M"	D-8
(Optional for 25, 45 & 46)	D-9	Splice "N"	C-2
Door Switches, Left Side (4 Door, 14 & 15)	D-9	Starter Solenoid, 6 Cylinder	C-3
Door Switch, Right Side (2 Door, 16 & 17)		Starter Solenoid, V-8	A-3
(Optional for 25, 45 & 46)	A-9	Starting Motor, 6 Cylinder	C-4
Door Switches, Right Side (4 Door, 14 & 15)	A-9	Starting Motor, V-8	A-4
Electronic Control Unit, 6 Cylinder	C-2	Stop Lamp Switch	A-7
Electronic Control Unit, V-8	A-2	Stop Lamp Switch & Cruise Command	A-7
Frame Harness Connector	E-4	Tail, Stop & Back-up Lamp,	
Fuel Gauge	C-7	Left Rear (16 & 17)	C-11
Fuel Sender Extension Wire (25, 45 & 46)	E-9	Tail, Stop & Back-up Lamp,	
Fuel Sender (14, 15, 16 & 17)	D-9	Right Rear (16 & 17)	B-11
Fuse Panel	C-5	Tail & Stop Lamp,	
Gas Tank (Gauge Unit)	D-9	Left Rear (25, 45 & 46)	C-10
Headlamp, Left	D-1	Tail & Stop Lamp,	
Headlamp, Right	B-1	Right Rear (25, 45 & 46)	B-10
Heater Blower Motor	D-3	Tail, Stop & Marker Lamp,	
Heater Control Switch	C-8	Left Rear (14 & 15)	E-11
Heater Ground	C-8	Tail, Stop & Marker Lamp,	
Heater Lamps	C-6	Right Rear (14 & 15)	A-11
Horns	E-3	Temperature Gauge	C-7
Horn Relay	D-6	Temperature Sender, 6 Cylinder	C-3
Ignition Switch	A-6 & B-6	Temperature Sender, V-8	B-3
Junction 18	E-10	Throttle Closing Solenoid	B-3
Junction 23	E-10	Transmission Kickdown Switch	B-6
Junction 24	E-10	Turn Signal Switch	A-7
Kickdown & Quadra-Trac Switch	E-3	Voltage Regulator, V-8	A-3
License Lamp (14, 15, 16 & 17)	C-11	Washer Bottle Connection	D-3
License Lamp (25, 45 & 46)	C-10	Windshield Wiper Motor	D-2 & D-3
Light Switch	D-7	Windshield Wiper & Washer Switch	D-6
Marker & Reflector Lamp, Left Front	E-2		
Marker & Reflector			
Lamp, Left Rear (25, 45 & 46)	D-10		



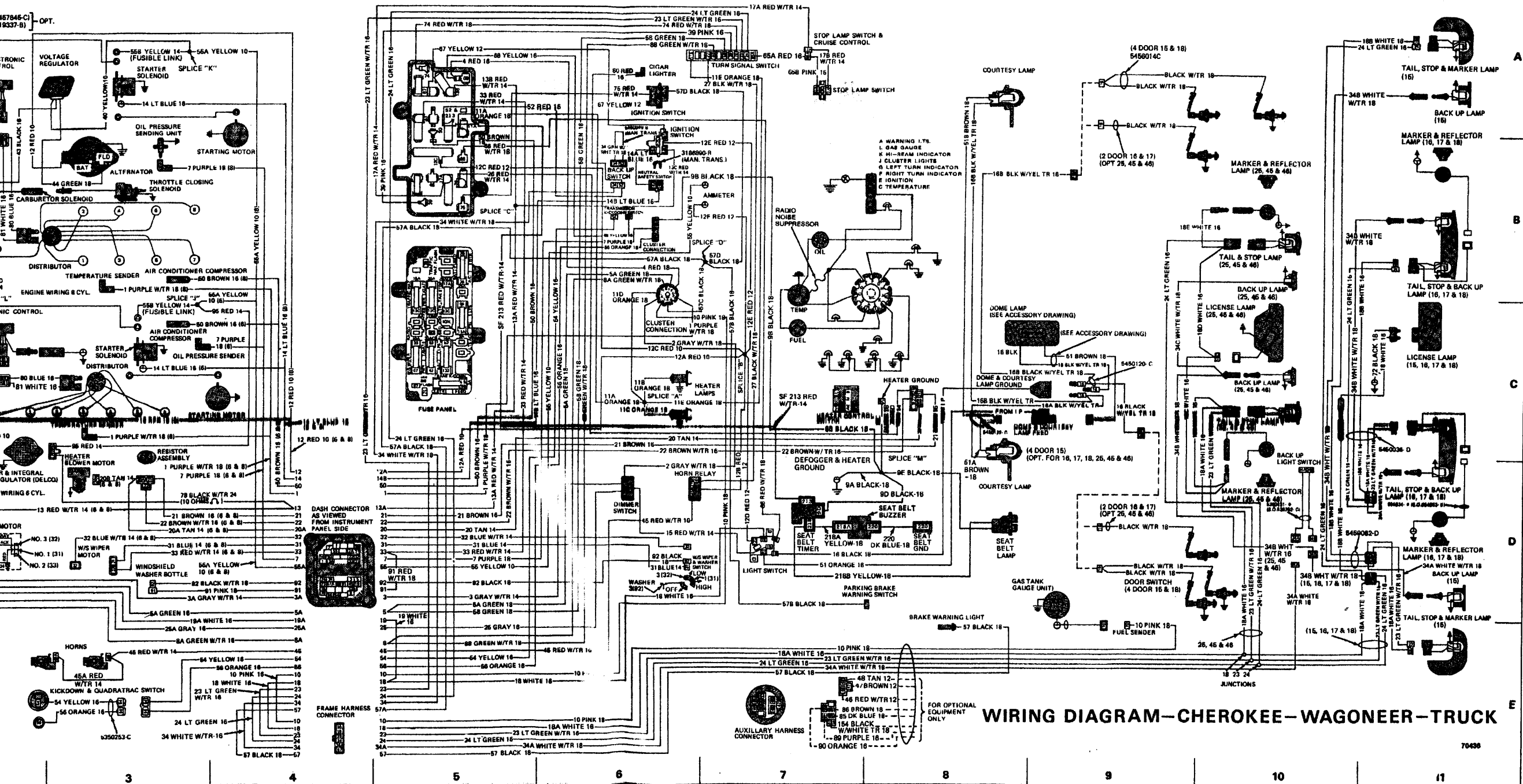
**WIRING DIAGRAM
CJ MODELS**

70437

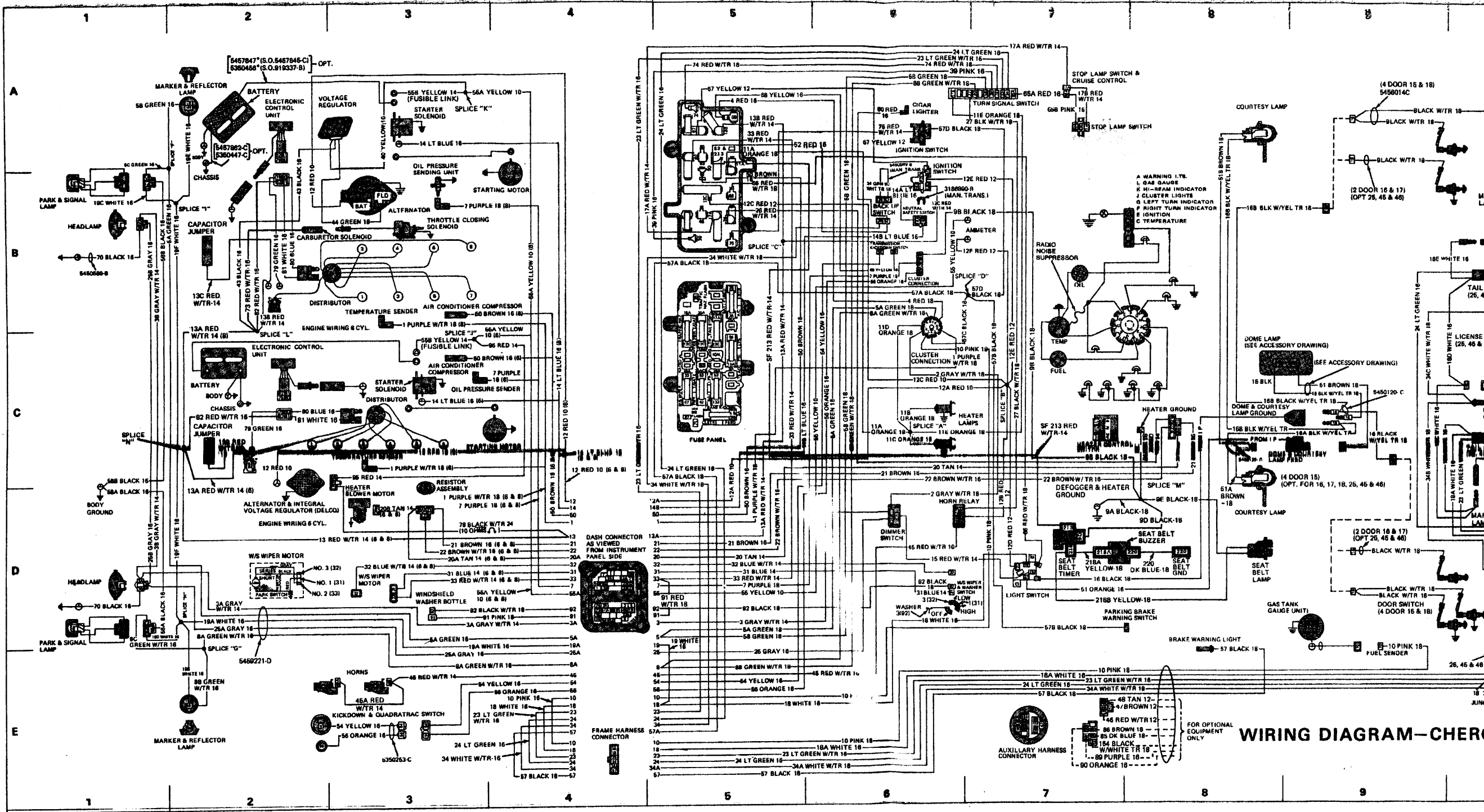
3 4 5 6 7 8 9 10 11
A
B
C
D
E



**WIRING DIAGRAM
CHEROKEE—WAGONEER—TRUCK MODELS**

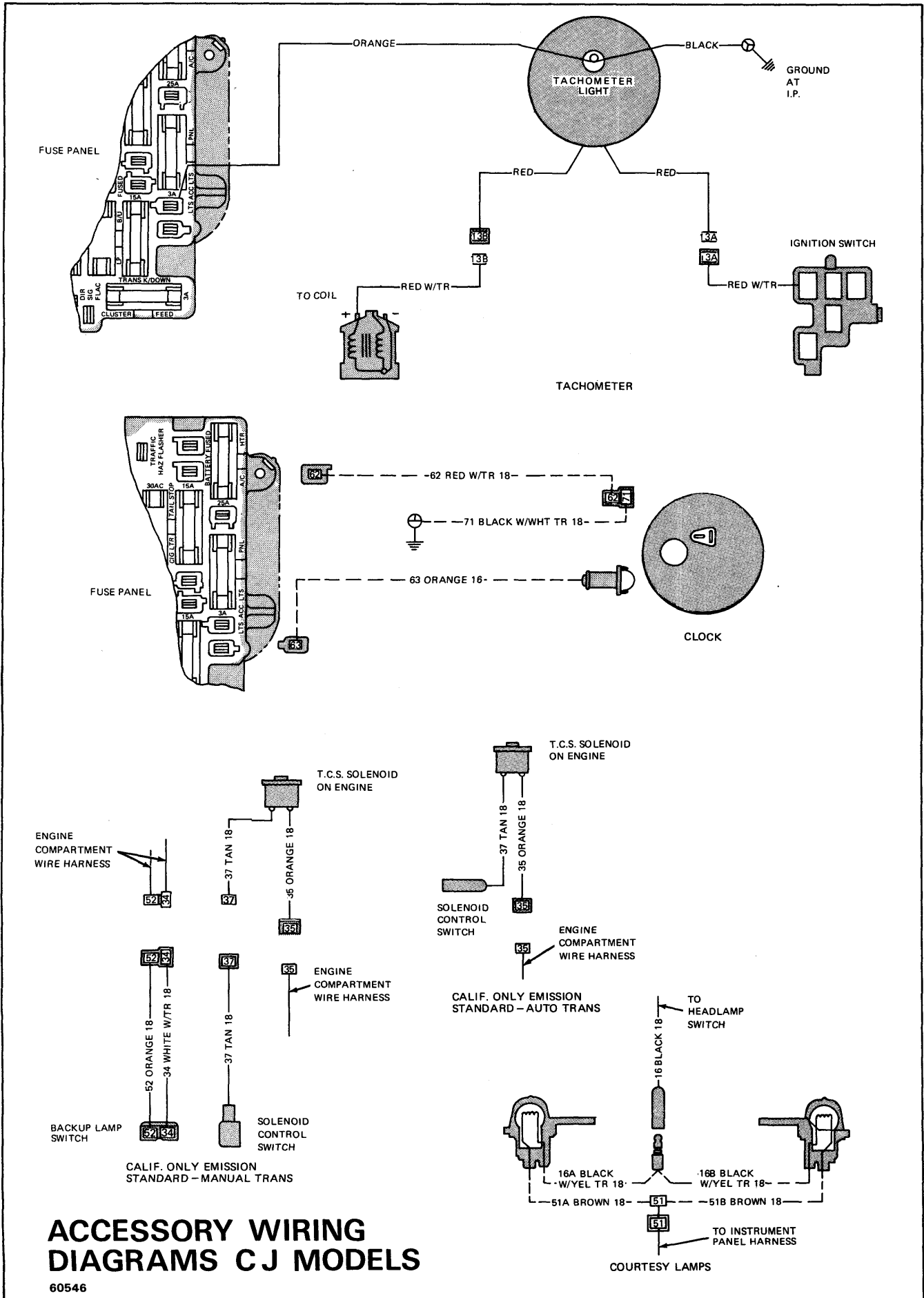


WIRING DIAGRAM—CHEROKEE—WAGONEER—TRUCK



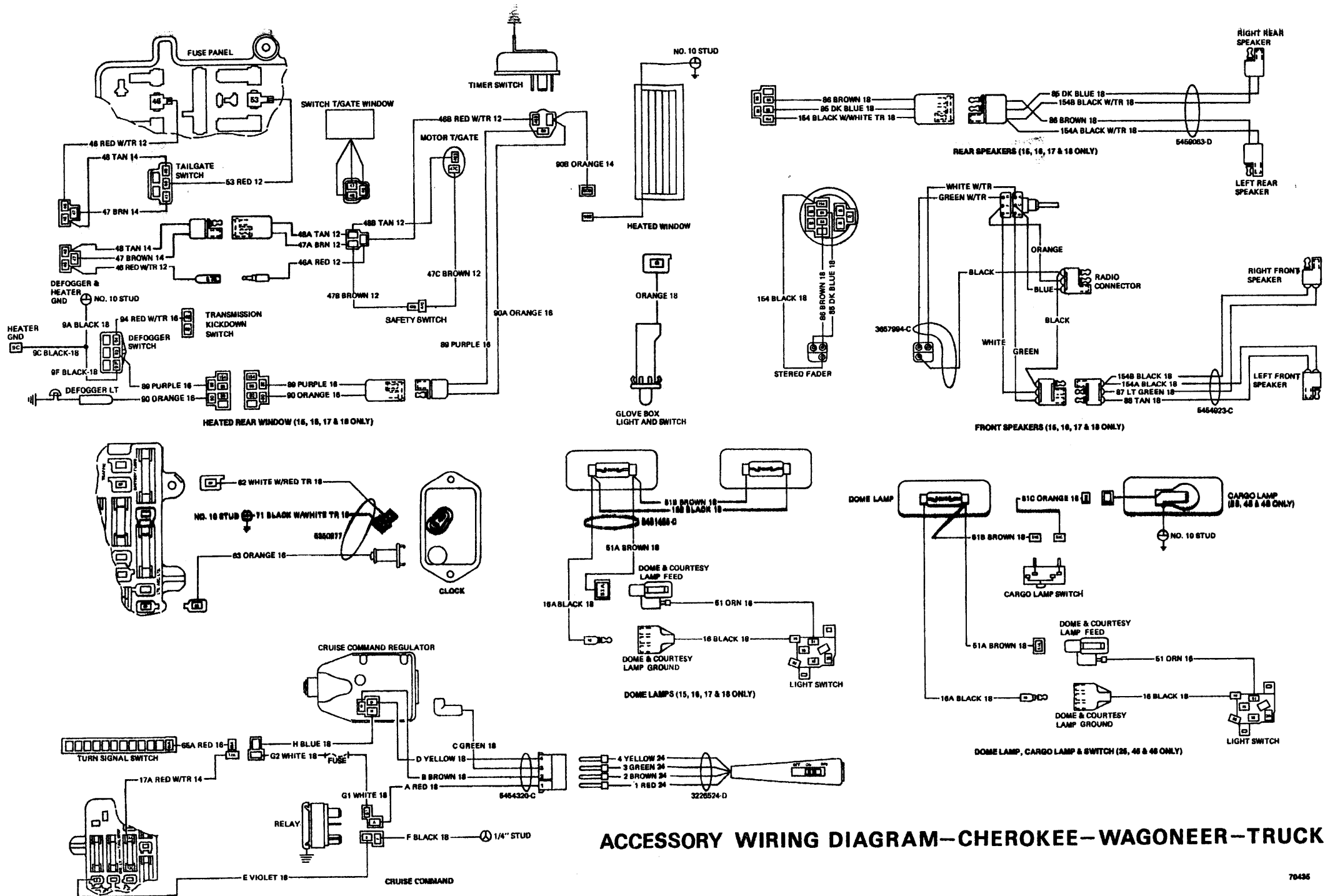


ACCESSORIES



ACCESSORY WIRING DIAGRAMS CJ MODELS

60546



ACCESSORY WIRING DIAGRAM—CHEROKEE—WAGONEER—TRUCK